



# Licking County Childcare Survey Results

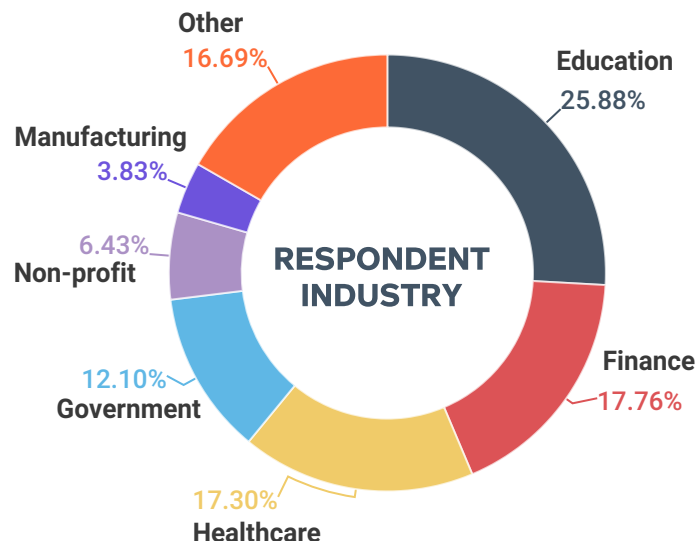
This survey was conducted to gather insights into the current childcare environment in Licking County. Reliable and affordable childcare empowers parents to contribute fully to the workforce. Investments in early childhood maximize outcomes for our future workforce. Communities succeed when they respect the profession of early childhood educators and collectively promote solutions that benefit families, providers, and workers.

## SURVEY DISTRIBUTION

- Directly distributed to employers within Licking County
- Promoted to the public through social media, radio, and other community organizations
- Anyone who lives, works, or attends school in Licking County was able to participate

## RESPONDENT COMPOSITION

- 816 completed responses
- 540 have children
- 99 anticipate having children within the next five years
- 75% of respondents are employed
- 11% of respondents are students (part-time or full-time)

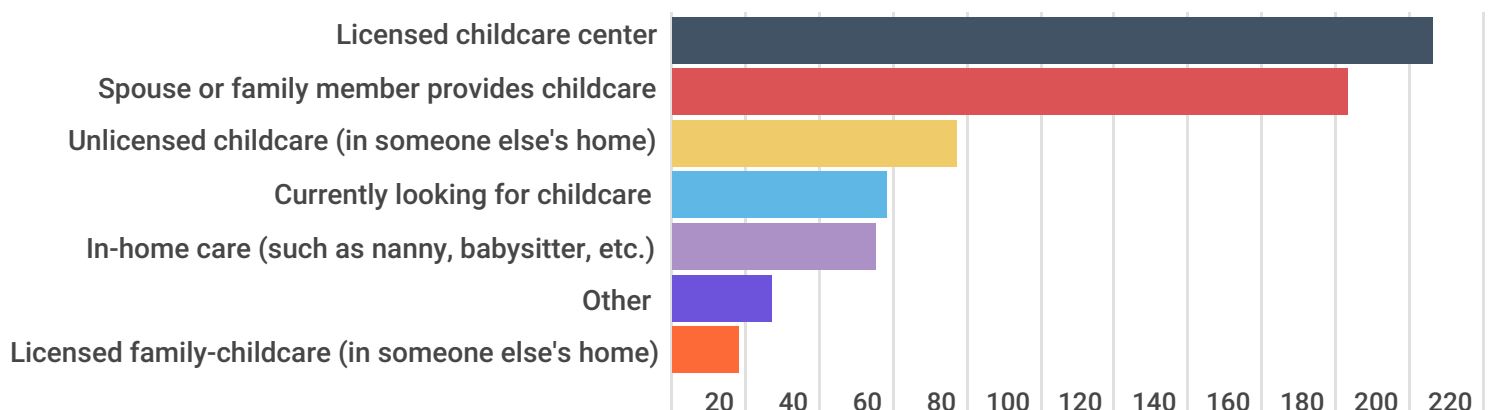


## 850 CHILDREN REPRESENTED

### AGES OF RESPONDENTS CHILDREN


|     |                    |
|-----|--------------------|
| 324 | 0 to 3 years old   |
| 177 | 4 to 5 years old   |
| 277 | 6 to 10 years old  |
| 72  | 11 to 14 years old |

## CURRENT CHILDCARE ARRANGEMENT

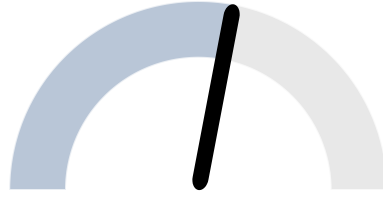


## WORKFORCE IMPACT

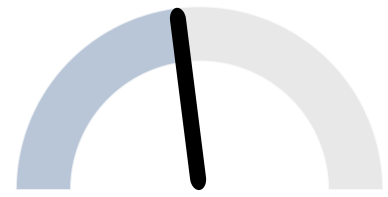
Childcare demands are disrupting our local economy, compelling more than half of our respondents to rethink their employment situation and limiting full-time work opportunities for many households.



**67%** of respondents have found it difficult to find childcare



**56%** of respondents have considered leaving their current job due to childcare needs



**46%** of respondents have someone in their household who is unable to work full-time due to childcare demands

## CHILDCARE AFFORDABILITY

Childcare expenses and the modest earnings of childcare providers underscores a systemic issue, threatening both family financial stability and the sustainability of quality childcare.



The median weekly cost of childcare per child of respondents is **\$200**



The median desired weekly cost of childcare per child of respondents is **\$140**



Based on the median income of Licking County and recommended "affordability" by Health and Human Services\* the total weekly cost should be **\$147**

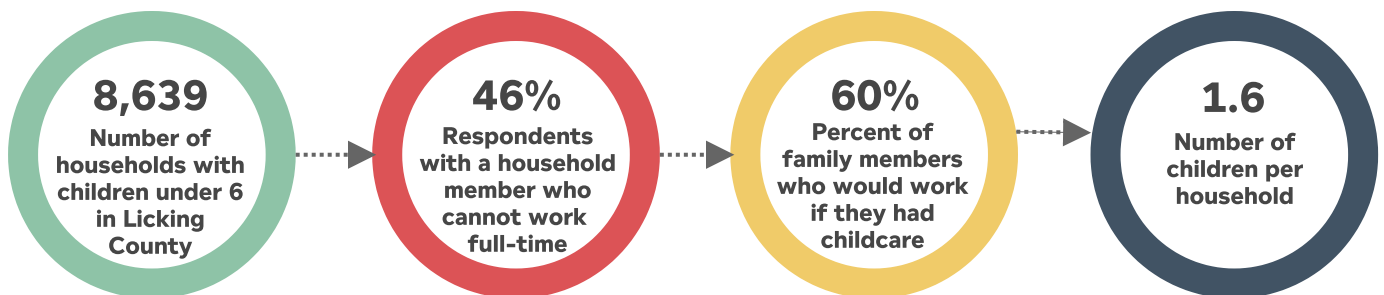
The median hourly wage for childcare workers in Licking County is **\$11.88** per hour.

This wage is **\$2.14** per hour below the **ALICE\*\* Household Survival Budget** wage of **\$14.02** for a single-adult household in Licking County.

\*According to the Department of Health and Human services, childcare should cost no more than 10% of a household budget.

\*\*Asset Limited, Income Restrained, Employed; United Way, ALICE Household Survival Budget Calculator, Licking County, Ohio, 2022

## DEMAND: Estimated demand for additional childcare in Licking County



**Approximately 3,815 new childcare spots needed**